

4

3

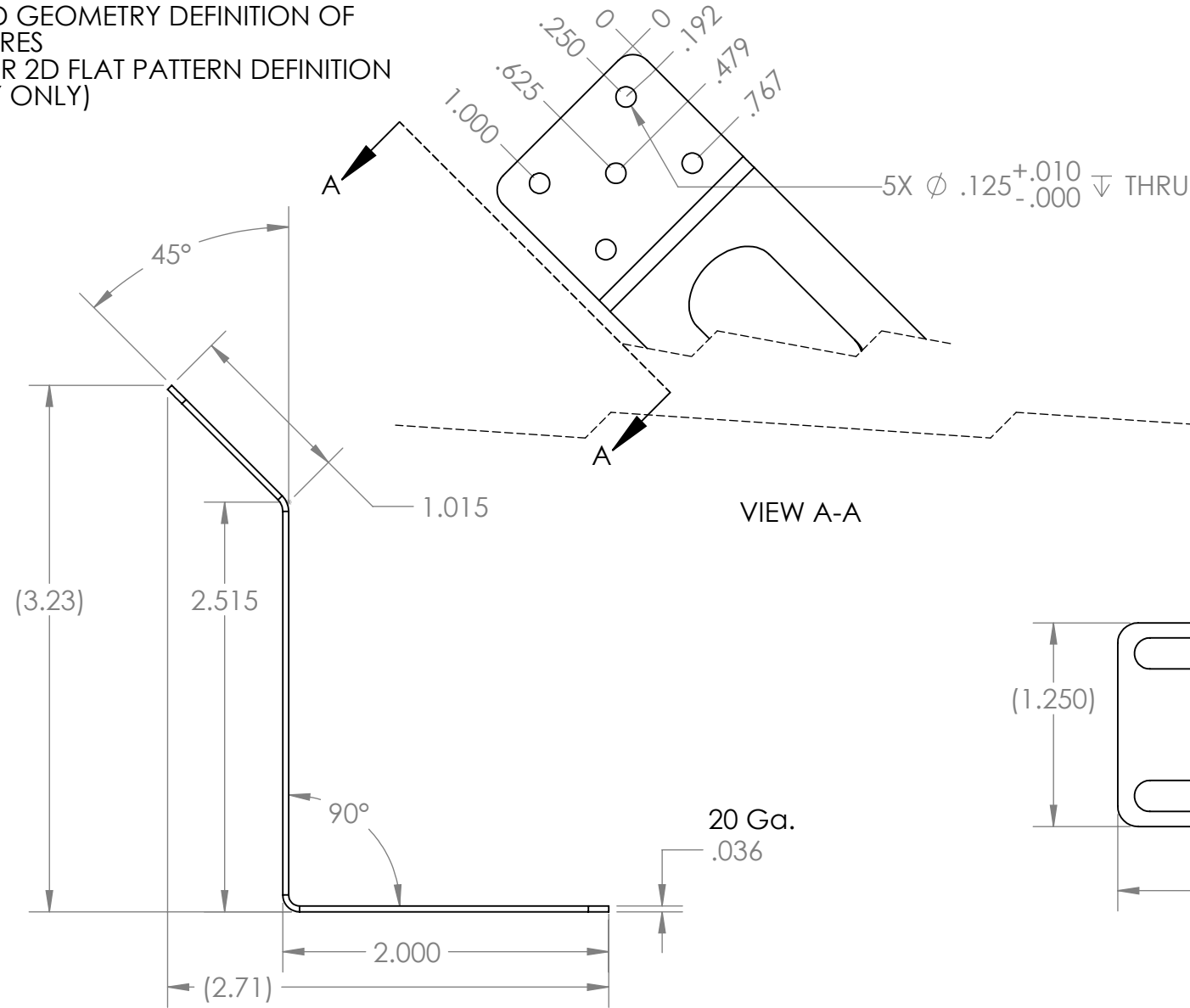
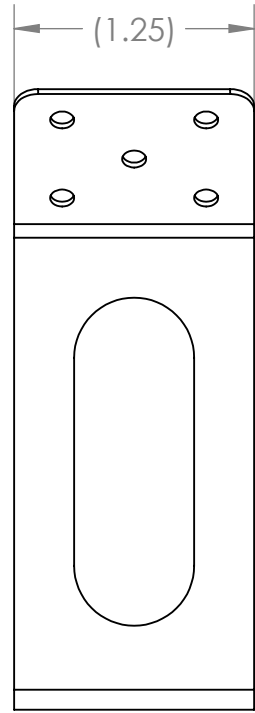
2

1

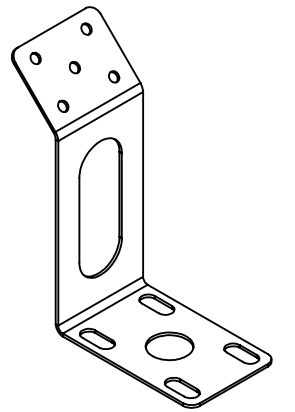
NOTES:

- 1. SEE SM0300.STEP FOR 3D GEOMETRY DEFINITION OF UNDIMENSIONED FEATURES
- 2. SEE SM0300FLAT.DXF FOR 2D FLAT PATTERN DEFINITION (REFERENCE GEOMETRY ONLY)

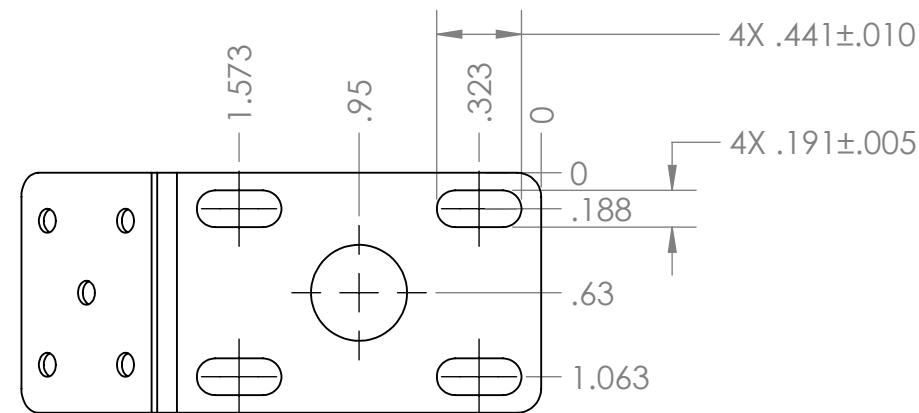
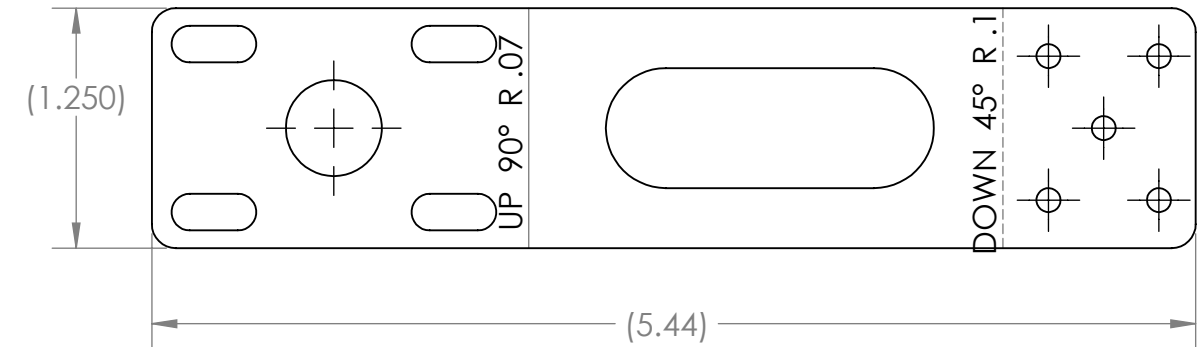
REVISION	DESCRIPTION	DATE	APPROVED
A	MODIFIED SLOT GEO FOR SCREW CLEARANCE	2023-1-05	CD



VIEW A-A



FLAT PATTERN REFERENCE DIMENSIONS



PROPRIETARY AND CONFIDENTIAL
 THE INFORMATION CONTAINED IN THIS DRAWING IS THE SOLE PROPERTY OF <INSERT COMPANY NAME HERE>. ANY REPRODUCTION IN PART OR AS A WHOLE WITHOUT THE WRITTEN PERMISSION OF <INSERT COMPANY NAME HERE> IS PROHIBITED.

UNLESS OTHERWISE SPECIFIED:		NAME	DATE	TITLE: Slider bracket - bent view	
DIMENSIONS ARE IN INCHES		DRAWN	SS		SIZE B DWG. NO. SM03 REV A
TOLERANCES: FRACTIONAL ± 1/32		CHECKED			
ANGULAR: MACH ± BEND ± 1		ENG APPR.			
TWO PLACE DECIMAL ± .020		MFG APPR.			
THREE PLACE DECIMAL ± .005		Q.A.		SCALE: 1:1 WEIGHT: SHEET 3 OF 3	
INTERPRET GEOMETRIC TOLERANCING PER:		COMMENTS:			
MATERIAL 20 GA CRS [1018 OR EQUIVALENT]					
NEXT ASSY	USED ON	FINISH powdercoat - black			
APPLICATION		DO NOT SCALE DRAWING			

4

3

2

1